

Window & Door Replacement 101

INFINITY[®]

from MARVIN[®]

REPLACEMENT WINDOWS

Built for life[®]

Here's a brief outline of what this guide covers:

01

Understanding your needs and considerations

PAGE 03

02

Finding your perfect fit

PAGE 06

03

Preparing for installation and beyond

PAGE 09

?

What makes Infinity exceptional?

PAGE 11

Window Replacement Glossary

PAGE 15

We handle the details.
So you can focus on the
bigger picture.

Replacing windows and doors can seem like a confusing and time-consuming process. Infinity from Marvin is focused on streamlining your experience from start to finish — all to help you get the perfect windows for your home. Because some decisions should only be made once.

First things first: Do you need replacement windows or doors?



Moisture issues and water damage

If you've seen water between glass panes, leaking, water stains, or evidence of wood rot – those can be signs that excess moisture is accumulating where you can't see it. This can lead to damage, including mold, mildew, and warping. While some condensation is normal, an excess of moisture often points to a problem.




Energy efficiency and comfort

If you have to wrap up in a blanket just to sit near your windows, it may be time to think about energy efficiency. Newer windows and doors can eliminate invisible drafts and inconsistent temperature swings – **saving you an average of \$101-\$583 a year.***



Not working properly

Older windows have a tendency to refuse to open or have a hard time closing. This is an early sign of problems to come. You may be able to fix the issue with cleaning or repairs, but save yourself the headaches and consider new options. Since broken windows and doors are entry points into your home, you'll want to address them immediately.



* Savings reflects installing ENERGY STAR® certified products compared to non-certified when replacing single pane windows based on the average savings among homes in modeled cities. Actual savings will vary by product type, location, method of installation, individual home characteristics, local climate and conditions, utility rates, and other factors. https://www.energystar.gov/products/building_products/residential_windows_doors_and_skylights/benefits

Starting off on the right foot



At Infinity, we believe replacing your windows is an opportunity to enhance your home's character and beauty — inside and out. Here are some essentials to consider:

01

How many windows do you need to replace?

The number of windows or doors you need to replace affects your total project cost. Whether you're replacing one window, updating a room, or upgrading your entire home, talk to an Infinity partner about financial solutions for your project.

02

What type of window do you want?

Discover your home's potential with the various styles and options available from Infinity's collection of replacement windows.



03

What is the best replacement window material for you?

Compared to other materials, Ultrex® is the strongest window framing material in the replacement industry. That means Ultrex resists bending and flexing, which Fibrex® and vinyl simply can't match.

Getting into the numbers

Depending on the size of your project and any additional features, the cost of replacement windows may vary. Here's a brief listing of some factors that can influence your specific price quote:

Location:

Based on your local climate, the type of glass your home requires can affect the price of your project. Your Infinity partner can provide a recommendation based on your location's needs and requirements.

Features and options:

Obtain your home's ideal look and fit with Infinity's array of styles, colors, and options.

Installation process:

The price of your project is determined by the number of windows being replaced including any special considerations. If your current window frame is in decent shape, an insert replacement method might be your solution. However, if your current window frames are showing signs of structural damage, a full frame replacement is advised.



See your home in a new light

Every room has possibilities. Infinity offers window styles, colors, and features that bring these possibilities to life. Browse our Ultrex® fiberglass replacement window collection to find the perfect fit for your home.

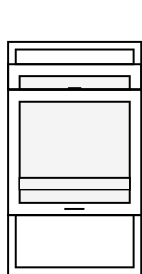
Hardware Finishes



Exterior Colors

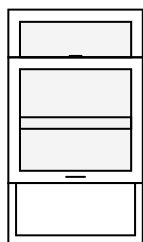


Interior Colors + Finishes



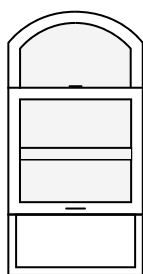
DOUBLE HUNG

Offers two window sashes that move up and down for more ventilation



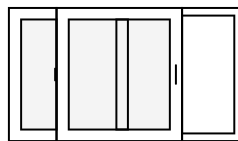
SINGLE HUNG

A timeless sliding window with one sash that moves up and down



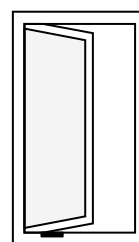
SINGLE HUNG ROUND TOP

The beauty of a round top with effortless sliding operation



SLIDER

Smooth rolling operation allows you to easily slide open from side-to-side




CASEMENT

Offers maximum views with a slimmer profile and a frame that swings outwards to invite more of the outdoors in




AWNING

Hinged on top of the frame to swing outward – perfect for a tight spot



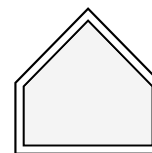
BAY

Built to capture light from three angles and can vary in size from big sunlit areas to a small, cozy reading nook



BOW

Use a gentle curve built to capture light from multiple angles and completely open up a room



SPECIAL SHAPE

Create additional decorative touches for your home – or complement existing windows and doors



ROUND TOP

Add abundant natural light and visual interest to your home

Hardware Finishes: (L-R) White, Sierra, Satin Taupe, Satin Nickel, Brushed Chrome, Brass, Antique Brass, Oil Rubbed Bronze, Matte Black

Exterior Colors: (L-R) Stone White, Sierra, Cashmere, Pebble Gray, Bronze, Bahama Brown, Ebony

Interior Colors + Finishes: (L-R) Stone White, Sierra, EverWood®, Bronze, Ebony

Note: Sierra interior is not available with Ebony exterior. Bronze interior is only available with Bronze exterior. Ebony interior is only available with Ebony exterior. Printed color may not be an accurate representation. Ask your local partner for color chips.

Open your home to a bigger view

Infinity's replacement doors create striking and seamless transitions, indoors and out. With customizable styles, colors, and features, our doors offer endless opportunities for your home. Enjoy smooth operation and lasting durability with our Ultrex® fiberglass doors.

Sliding French and sliding patio doors are available in 2, 3, and 4 panel configurations. Inswing French doors are available in 1, 2, and 3 panel configurations. Bi-fold doors are available in up to 7 panel configurations.

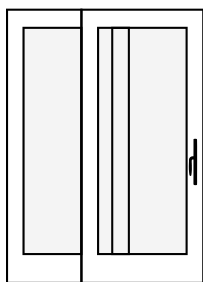
Hardware Finishes



Exterior Colors

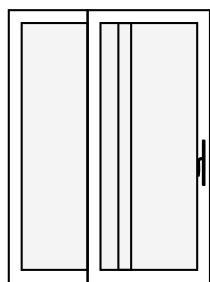


Interior Colors + Finishes




SLIDING FRENCH

Offers the classic look of a French door but with space-saving sliding operation for added convenience




SLIDING PATIO

Features a narrow profile for bigger views and more daylight



INSWING FRENCH

Classic French-style door design that opens inwards for uninterrupted views



BI-FOLD

Slide and stack open to maximize views and invite fresh air into the home

Hardware Finishes: (L-R) White, Sierra, Satin Taupe, Satin Nickel, Brushed Chrome, Brass, Antique Brass, Oil Rubbed Bronze, Matte Black

Exterior Colors: (L-R) Stone White, Sierra, Cashmere, Pebble Gray, Bronze, Bahama Brown, Ebony

Interior Colors + Finishes: (L-R) Stone White, Sierra, EverWood®, Bronze, Ebony

Note: Sierra interior is not available with Ebony exterior. Bronze interior is only available with Bronze exterior. Ebony interior is only available with Ebony exterior. Printed color may not be an accurate representation. Ask your local partner for color chips.

02

FINDING YOUR PERFECT FIT

Get an expert opinion

When replacing your windows, consult with a local Infinity expert to help you navigate the replacement process. If needed, they'll assist with any local requirements and manage the removal of your old windows.

Here's a list of questions to consider when replacing your windows and doors:

01

How many windows or doors are you looking to replace at this time?

02

Why do you want to replace them?
What are the specifics?

03

How quickly are you looking to replace your windows or doors?

04

Are you replacing your windows or doors with an identical style, or do you want to explore some new options?

Bring ideas and inspiration examples to help guide your consultation.

Planning for the big day



Prior to installation

Plan to know who will be home when the installation team arrives to ensure children and pets are safe. Clear access to both the interior and exterior of each window or door and disarm any alarms. Your Infinity partner will inform you of their process prior to installation day to give you time to assess what items may need to be moved from the job site.

Day of installation

From preparation through installation, Infinity partners respect your indoor and outdoor living spaces and treat your home as if it were their own. Expect the crew to work diligently to minimize disruption and install your new windows in an efficient manner.



Post-installation

After installation, your install crew will ensure the job site is clear of debris and talk you through how to operate your new Infinity products.

Long-term peace of mind

While Infinity products are Built for Life[®], we proudly offer a Limited Lifetime Warranty to give you peace of mind. It's our pledge to you that we will stand behind our products for as long as you own your home.



Warranty

Life happens. That's why it's essential to examine the warranty on any replacement project before you complete your purchase.

Infinity from Marvin offers a Limited Lifetime Warranty to give you peace of mind. For full details on our Limited Lifetime Warranty, visit infinitywindows.com/warranty.



Customer service

It's perfectly normal to have questions long after your windows have been installed. When you have questions you should get quick and clear answers. Infinity picks our local independent partners based on their customer service experience, so you can be sure they'll be there when you need them.



What makes Infinity exceptional?

Infinity offers consultation options — making it easy to start your replacement project.



Virtual

Meet with your local project consultant from the comfort of your couch.



In-home

Your local project consultant will meet with you in your home.



Showroom

Meet with your project consultant in their local showroom.



From start to finish, Infinity streamlines your entire window and door replacement project.



1. Expert consultation

A local independent retail partner will provide a complete consultation to determine your specific needs — including climate considerations and other factors. They will answer all your questions and provide a detailed, custom project quote based on your specifications.



2. A perfect fit

A measure technician will review your order, measure your openings, and verify your installation needs. Your windows will then be built to your exact needs and specifications.



3. Seamless installation

Installation professionals will remove and dispose of your old windows and replace them with your custom Infinity windows.



4. Built for Life®

From our Limited Lifetime Warranty to our partners' unparalleled customer service, we go above and beyond to ensure your windows provide a lifetime of optimal performance.

“We make every step of replacing your windows as simple as possible. And we back it up with innovative materials and timeless design. We’re not focused on being the biggest window replacement company — we’re focused on being the best.”



Dan Marvin
President — Infinity from Marvin

Ready to start your project?

Visit infinitywindows.com to find a local Infinity from Marvin expert who can discuss your options and answer any additional questions you may have.

Window Replacement Glossary

Active Panel

The primary operating panel.

Assembly

Two or more units mullied (attached) together to create one larger grouping.

Awning

A top-hinged window that swings out from the bottom with crank-out hardware.

Bay

A series of windows installed in an angled “bay” formation with a head and seat board. Typically, two smaller operating units flank a larger fixed center window.

Bi-Fold Door

A patio door with uni-directional or bi-parting panels that fold and stack tightly to the frame for a wide opening.

Bi-parting

Doors that open from the center to the left and right.

Bow

A series of adjoining window units that are configured in a gradual arc.

Casement

A side-hinged window that swings out from the left or right with crank-out hardware.

Check Rail

The horizontal portion of a double hung window where the top and bottom sash meet. Simulated check rails use divided lite bars to simulate the look of a double hung window in a casement or slider.

Condensation

Moisture that forms on a surface. This could be a result of a difference in temperature between the surface and the air, or high humidity in the home.

Daylight Opening (DLO)

The area of the window or door where light passes through; the width and the height of the visible glass.

Direct Glaze (Polygon)

Stationary or fixed window with no sash for maximum daylight opening. Glass is glazed directly into the frame.

Divided Lite / Simulated Divided Lite (SDL)

Decorative bars permanently adhered to glass (Simulated-Divided-Lite) or between two panes of glass (Grilles-Between-the-Glass) to add architectural interest on a window or door.

Double Hung

Double hung windows have two movable sash (top and bottom) which are hung in the window frame and slide/operate vertically.

Frame

The stationary portion of a window that surrounds either the glass (direct glaze) or the sash (operating or stationary). There are three components to the frame: the header across the top, the jambs down each side, and the sill across the bottom.

French Door

A style of door that has wider stiles and rails for a more traditional look on either sliding or swinging doors.

Glazing

Installing glass into windows and doors.

GBGs (Grilles-Between-the-Glass)

Dividers placed between the panes of insulated glass to simulate authentic divided lites. GBGs allow for easier window cleaning with no bars on the exterior or interior surface of the glass.

Hardware

The locks, crank handles, and hinges on windows and doors used to operate and secure them.

Head Jamb

The horizontal piece forming the top of the frame on a window or door.

Inactive Panel

Fixed or non-operating portion of the door that holds the glass and is separate from the frame.

Inswing French Door

A French-style patio door with panels that swing open to the interior of the home.

Mull/Mulling

The actual components used to attach two or more windows and/or door units together to form an assembly. The process of attaching two or more window or door units together.

Muntins

Bars that form the decorative grille pattern on a window or door.

Operator

A moving sash, panel, or unit.

Panel

Stationary or operating portion of the door that holds the glass and is separate from the frame.

Picture Window

A fixed/stationary window to align with the profiles of operating windows. Sash is non-operable and attached directly to the frame. Often available in significantly larger sizes than accompanying operating windows.

Rails

The horizontal part of a sash, door panel, or screen.

Rough Opening

The opening in the wall where a window or door unit is to be installed. Openings are larger than the size of the unit to allow room for insulation.

Round Top

An arched window that is directly glazed to the frame. Adds visual interest and natural light to a room.

Sash

The operating and/or stationary portion of the window that holds the glass and is separate from the frame.

Screen

A close-mesh woven material of metal or fiberglass attached to an aluminum or wood surround. Screens inhibit entry of insects, yet allow for light, air, and unobstructed views.

Side Jamb

The left and right vertical pieces forming the frame on a window or door.

Sill

The lower, horizontal piece of a window or exterior door frame that supports the frame.

Single Hung

A window very similar to a double hung, but only the bottom sash moves up and down.

Single Hung Round Top

A window that is very similar to the single hung with an arched top.

Slider (Glider)

Horizontal operating units which have one sash fixed while the other glides open left or right.

Sliding French Door

A French-style patio door with uni-directional or bi-parting panels that slide open for space-saving operation.

Sliding Patio Door

A patio door featuring narrow profiles for a more contemporary style and increased daylight. Available with uni-directional or bi-parting panels that slide open for space-saving operation.

Stationary

A non-operating sash, panel, or unit.

Stiles

The upright or vertical members of the framework of a sash, door, screen, or other panel assembly.

Ultrex®

A pultruded composite material made of resin and glass fibers with an integrated proprietary finish.

Uni-directional

A door that operates entirely in one direction.

Unit

One single window or door.

Weather-stripping

A strip of resilient material designed to seal the window or door frame in order to reduce air and water infiltration.



Find even more window replacement insights and ideas
on the [Infinity YouTube channel](#)

©2022 Marvin Lumber and Cedar Co., LLC.
All rights reserved. ®Registered trademark of Marvin Lumber and Cedar Co., LLC.
Fibrex® is a registered trademark of Andersen Corporation.

INFINITY®
from **MARVIN**™
REPLACEMENT WINDOWS
Built for life®